





Willy Nillie's P-51 Fuselage




Machine gun wing pieces




Servo Tray reinforcement




Fuselage Pieces and placement





Motor Mount and wing reinforcement pieces




Wing bolt fuselage piece



Place other side of fuselage on




Place Reinforcement brace







Lower air vent assembly. Glued to wing for bolt assembly



Hatch Assembly



Front Assembly



Stringer Placement